



LDS Stationary Range

LDS-2000PG 2V2000Ah/C10



GTS-PG range applies the advanced GEL design and the purity fumed silica to form sulfuric acid thixotropic Gel, and fills the batteries with vacuum to ensure complete penetration of electrolyte through separators and plates pastes.

This range battery has excellent cycling capability and superior float life to meet the requirement of frequent cyclic and high temperature application such as Cable TV ,Telecommunication, boardband, PVs etc.

Applications

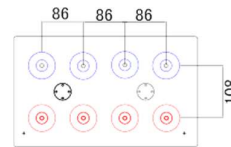

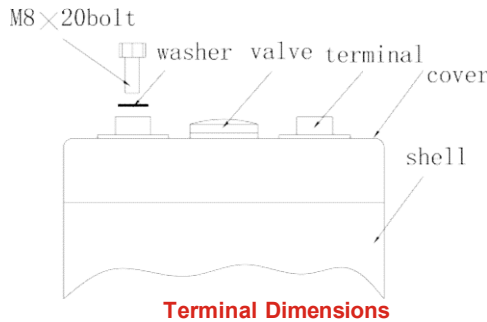
- Cable Television
- Communication Equipment
- Security System
- UPS
- Control Equipment
- Medical Equipment
- Emergency Power System

General Features

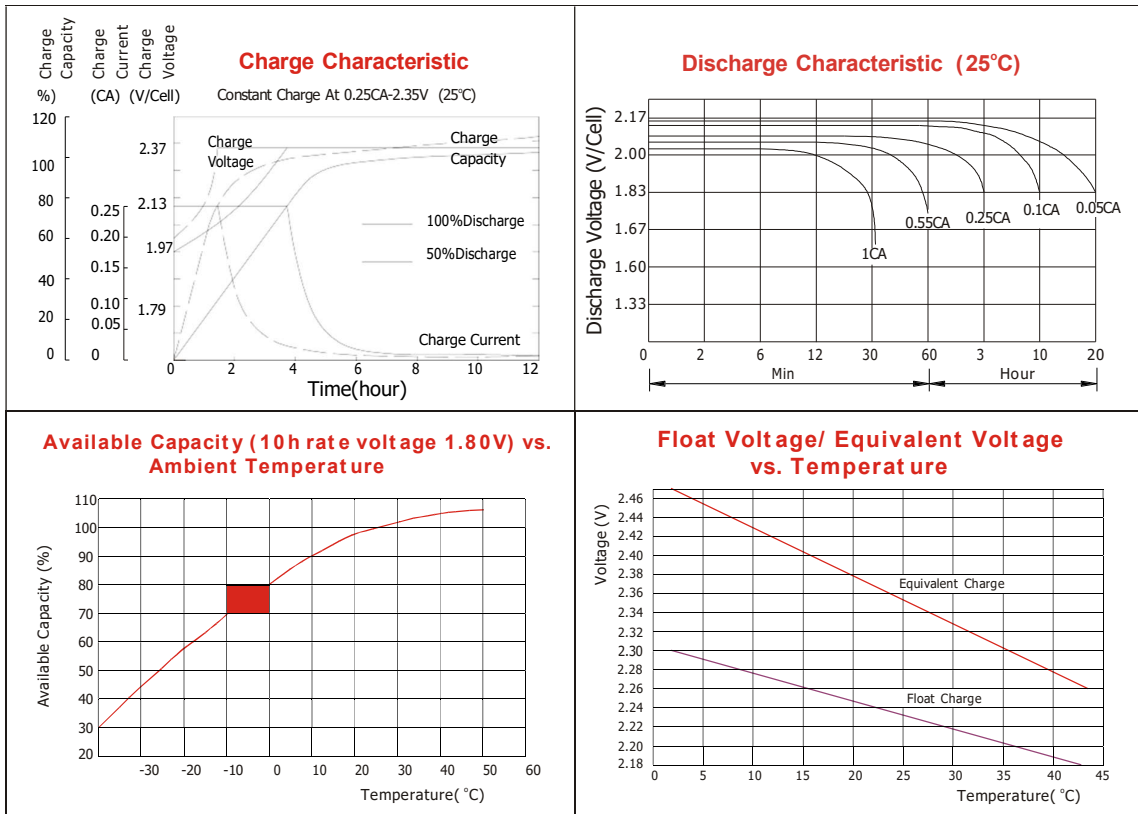
- Extra long life service design (up to 15 years).
- Non-Spillable construction design.
- ABS containers and covers(UL94HB, UL94V-0) optional.
- Safety valve installation for explosion proof.
- Higher safety & reliable construction.
- Exceptional deep discharge recovery performance.
- Low self discharge characteristic.
- Flexibility design for multiple install positions.

Construction

- ComponentRaw material
- PositiveLead dioxide
- NegativeLead
- ContainerABS
- CoverABS
- SealantEpoxy Resin
- Safety valveEPDR
- TerminalCopper
- SeparatorFiber glass
- ElectrolyteSulfuric acid



Battery Model	GTS-2000PG			
Designed Floating Life	15 Years			
Capacity(25°C)	10HR(200A,1.80V)	3HR(500A,1.80V)	1HR(1100A,1.75V)	
	2000Ah	1500Ah	1100Ah	
Dimensions	Length	Width	Height	Total Height
	349mm [13.74inch]	233mm [9.17inch]	555mm [21.85inch]	566mm [22.28inch]
Approx. Weight	121Kg (266.2 lbs)			
Internal Resistance	Full charged at 25°C: 0.00012 Ohm			
Self Discharge	Storing for 90d capacity retention is over 94% (25°C)			
Capacity Affected by Temp.(20HR)	40°C	25°C	0°C	-15°C
	105%	100%	85%	68%
Charge Voltage(25°C)	Cycle use		Float use	
	2.35V-2.40V@25°C(-5mV/°C), max. Current: 500A		2.23V @ 25°C (-3mV/°C)	



Constant current discharge ratings-amperes at 25°C (A)

F.V/Time	5MIN	15MIN	30MIN	1HOUR	2HOUR	3HOUR	5HOUR	8HOUR	10HOUR	24HOUR
1.60V	2925	2461	1900	1318	810	595	389	262	217	101
1.65V	2743	2317	1824	1244	787	579	384	260	216	99.2
1.70V	2578	2192	1668	1182	760	553	374	256	213	98.8
1.75V	2432	2063	1538	1116	732	540	368	253	211	97.9
1.80V	2297	1924	1440	1060	710	528	360	248	208	95.8
1.83V	2128	1771	1344	1000	680	512	354	247	207	95.8
1.85V	1972	1637	1266	936	640	484	337	238	200	93.1
1.88V	1811	1481	1172	850	595	457	321	229	192	90.3
1.90V	1615	1292	1052	774	535	433	305	216	182	86.9
1.94V	1454	1175	966	696	478	371	269	193	165	77.3

Constant power discharge ratings-watts at 25°C (W/ Cell)

F.V/Time	5MIN	15MIN	30MIN	1HOUR	2HOUR	3HOUR	5HOUR	8HOUR	10HOUR	24HOUR
1.60V	4973	4184	3458	2522	1604	1190	810	580	480	223
1.65V	4800	4054	3324	2443	1538	1160	790	567	468	217
1.70V	4640	3946	3215	2350	1477	1136	774	558	464	215
1.75V	4450	3776	3023	2216	1412	1114	760	546	460	213
1.80V	4250	3560	2825	2040	1360	1080	740	534	452	208
1.83V	4000	3330	2640	1908	1310	1056	720	520	444	205
1.85V	3748	3110	2440	1748	1260	1020	700	504	428	199
1.88V	3495	2858	2200	1600	1196	964	680	490	416	196
1.90V	3150	2520	1995	1482	1136	930	654	472	403	192
1.94V	2850	2303	1763	1336	1046	851	596	424	363	170